

EUC-060SxxxDTM000x

60W IP66

90-305Vac

THD 10%

500 mA	1	90 ~ 305 Vac 127 ~ 300 Vdc			2			
						120Vac	220Vac	

- 3 SELV
- 4 Class 2

	90 Vac	-	305 Vac	127 ~ 300 Vdc
	47 Hz	-	63 Hz	
	-	-	0.75 MIU	UL8750; 277Vac/ 60Hz
	-	-	0.70 mA	IEC60598-1; 240Vac/ 60Hz
	-	-	0.66 A	100% 120Vac
	-	-	0.35 A	100% 220Vac
(I <sup>2</sup> t)	-	-	0.26 A <sup>2</sup> s	220Vac 25°C 10%Ipk-10%Ipk = 236 μs
	0.90	-	-	120-277Vac, 50-60Hz, 75%-100% (45-60W)
	-	-	15%	
	-	-	10%	120-240Vac, 75%-100% (45-60W)

	-8%lo	-	8%lo	100%
(pk-avg)	-	50%lo	75%lo	100%
	-	5%lo	10%lo	100%
EUC-060S070DTM0004	-	-	160V	
EUC-060S070DTM	-	-	160V	
EUC-060S105DTM0004	-	-	100V	
EUC-060S105DTM	-	-	100V	
EUC-060S180DTM0006	-	-	60V	
EUC-060S180DTM0004	-	-	60V	
EUC-060S180DTM	-	-	60V	
	-	-	± 5.0%	100%
	-	-	± 5.0%	
	-	1.5 s	2.0 s	120Vac, 75%-100%

Cree XLamp XP-G2

220Vac

25°C

@120Vac: EUC-060S070DTM0004 EUC-060S070DTM EUC-060S105DTM0004 EUC-060S105DTM EUC-060S180DTM0006 EUC-060S180DTM0004 EUC-060S180DTM	86.0% 85.0% 85.0% 85.0% 85.0% 84.0% 84.0%	88.0% 87.0% 87.0% 87.0% 87.0% 86.0% 85.0%	- - - - - - -	100%	25		
@220Vac: EUC-060S070DTM0004 EUC-060S070DTM EUC-060S105DTM0004 EUC-060S105DTM EUC-060S180DTM0006 EUC-060S180DTM0004 EUC-060S180DTM	88.0% 87.0% 87.0% 87.0% 87.0% 86.0% 85.0%	90.0% 89.0% 89.0% 89.0% 89.0% 88.0% 87.0%	- - - - - - -	100%	25		
@277Vac: EUC-060S070DTM0004 EUC-060S070DTM EUC-060S105DTM0004 EUC-060S105DTM EUC-060S180DTM0006 EUC-060S180DTM0004 EUC-060S180DTM	88.0% 87.0% 87.0% 87.0% 87.0% 86.0% 85.0%	90.0% 89.0% 89.0% 89.0% 89.0% 88.0% 87.0%	- - - - - - -	100%	25		
	-	475,000 Hours	-	220Vac	25	80%	(MIL-HDBK-217F)
	-	95,900 Hours	-	120Vac	80%	70°C	,
	-40 °C	-	+88 °C				
	-40 °C	-	+75 °C	5			: 10% RH to 100% RH.
	-40 °C	-	+85 °C				: 5% RH to 100% RH
(L × W × H) (L × W × H)	3.74 x 2.52 x 1.26 95 x 64 x 32			4.41 x 2.52 x 1.26 112 x 64 x 32			
	-	410 g	-				

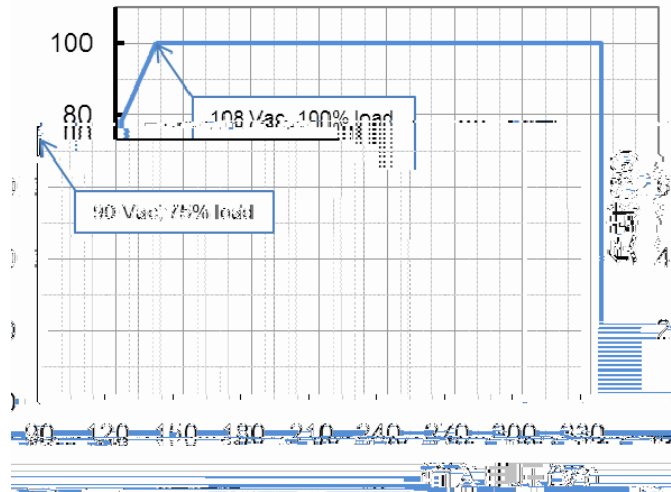
Cree XLamp XP-G2

25°C

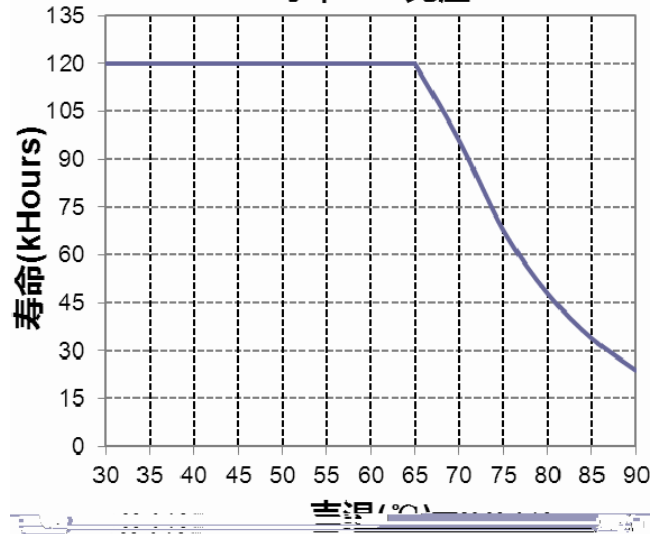
0~10V	0 V	-	20 V	
0~10V	0 μA	200 μA	250 μA	
	10%Iomax	-	100%Iomax	
	0 V	-	10 V	

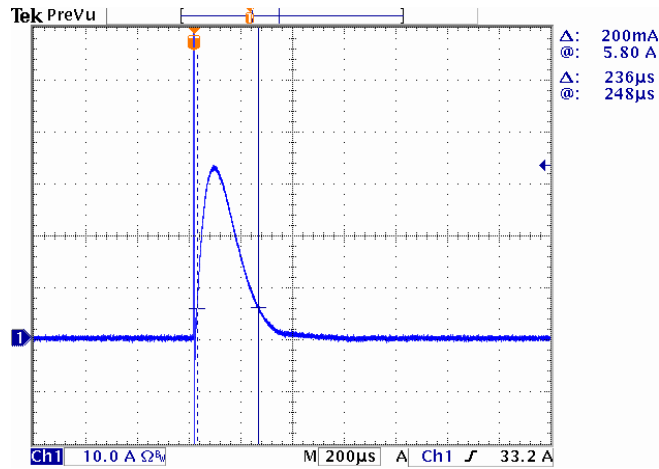
UL/CUL	UL 8750, UL 1310, CAN/CSA-C22.2 No. 250.13, CAN/CSA-C22.2 No. 223-M91
CE	EN 61347-1, EN61347-2-13
KS	KS C 7655
<b>EMI</b>	
EN 55015 <sup>(1)</sup>	Conducted emission Test & Radiated emission Test
EN 61000-3-2	Harmonic current emissions
EN 61000-3-3	Voltage fluctuations & flicker
FCC Part 15 <sup>(1)</sup>	ANSI C63.4 Class B This device complies with Part 15 of the FCC Rules. Operation is subject to the following two conditions: [1] this device may not cause harmful interference, and [2] this device must accept any interference received, including interference that may cause undesired operation.
<b>EMS</b>	
EN 61000-4-2	Electrostatic Discharge (ESD): 8 kV air discharge, 4 kV contact discharge
EN 61000-4-3	Radio-Frequency Electromagnetic Field Susceptibility Test-RS
EN 61000-4-4	Electrical Fast Transient / Burst-EFT
EN 61000-4-5	Surge Immunity Test: AC Power Line: line to line 4 kV, line to earth 6 kV
EN 61000-4-6	Conducted Radio Frequency Disturbances Test-CS
EN 61000-4-8	Power Frequency Magnetic Field Test
EN 61000-4-11	Voltage Dips
EN 61547	Electromagnetic Immunity Requirements Applies To Lighting Equipment

降额曲线

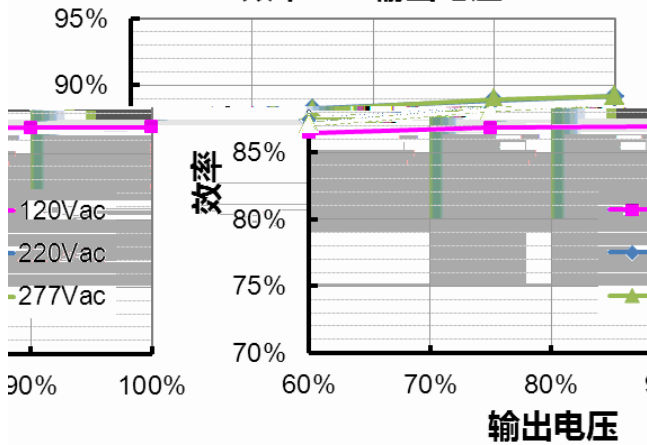


寿命 vs. 壳温

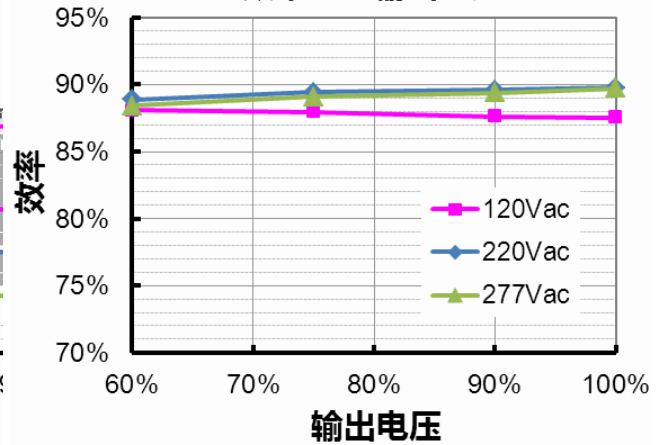





EUC-060S070DTM( $I_o=700mA$ )  
效率 vs. 输出电压



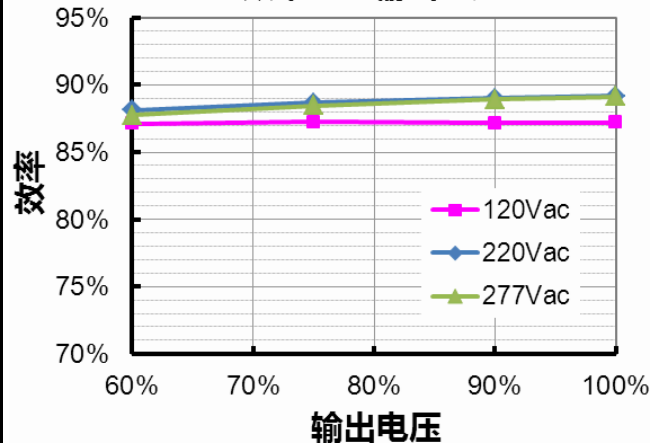
EUC-060S070DTM0004( $I_o=500mA$ )  
效率 vs. 输出电压




EUC-060S105DTM( $I_o=1050mA$ )



EUC-060S105DTM0004( $I_o=860mA$ )  
效率 vs. 输出电压

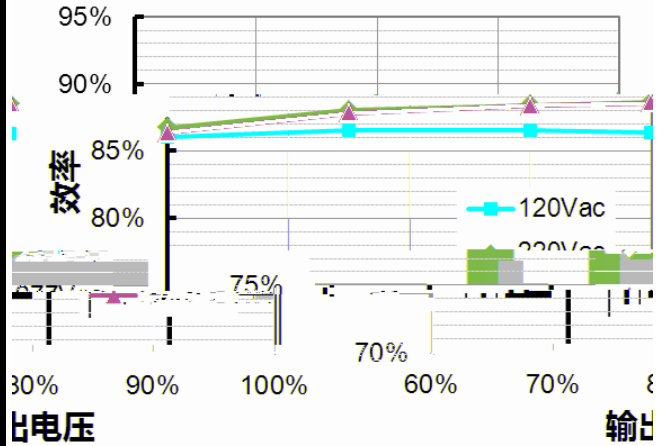


EUC-060S180DTM( $I_o=1800mA$ )



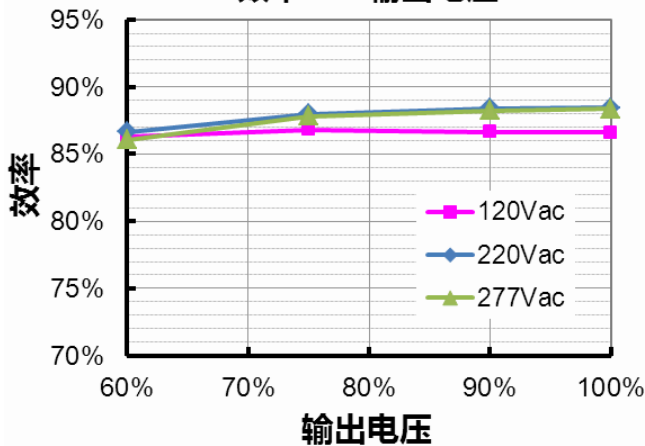
EUC-060S180DTM0004( $I_o=1400mA$ )

效率 vs. 输出电压

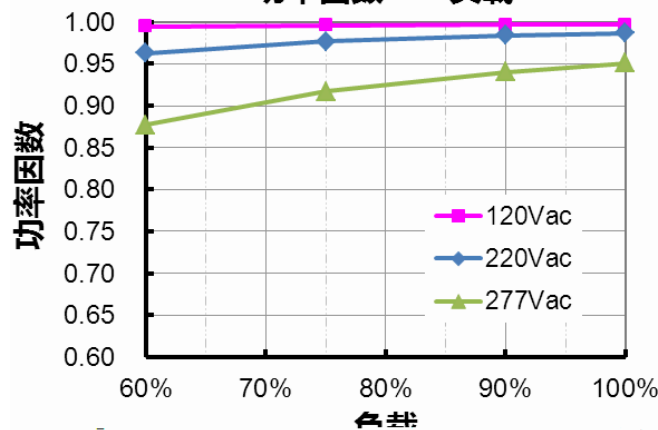


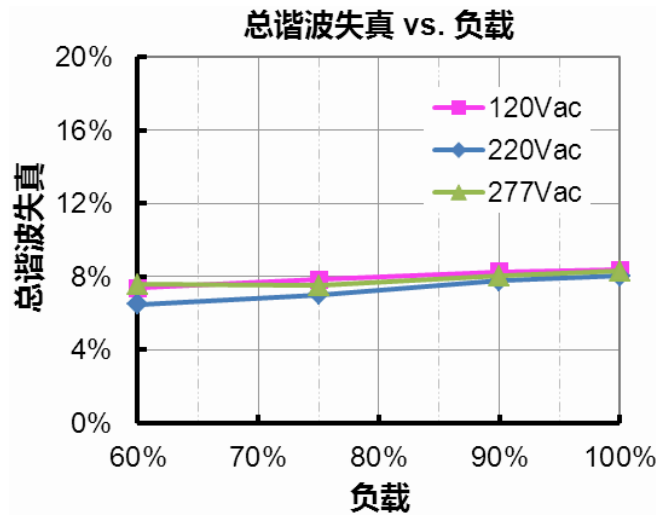
EUC-060S180DTM0006( $I_o=1200mA$ )

效率 vs. 输出电压



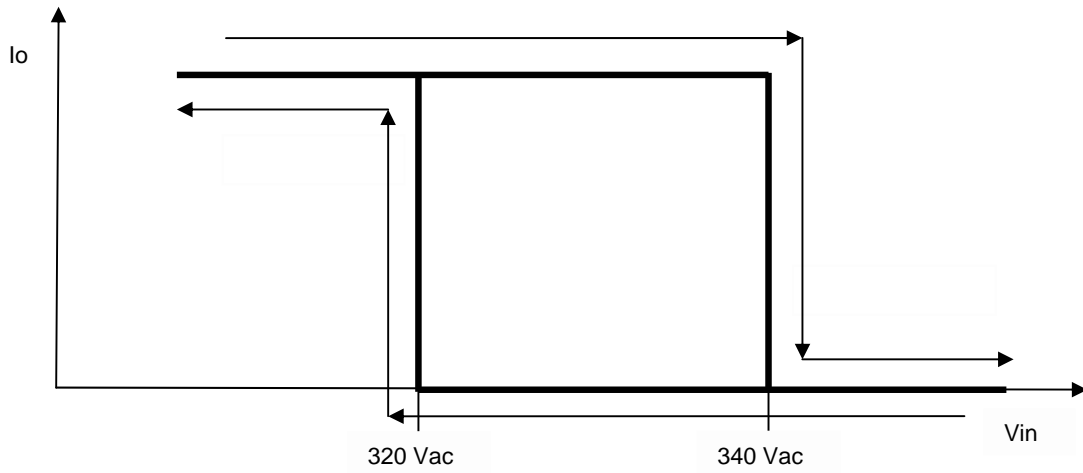
功率因数 vs. 负载



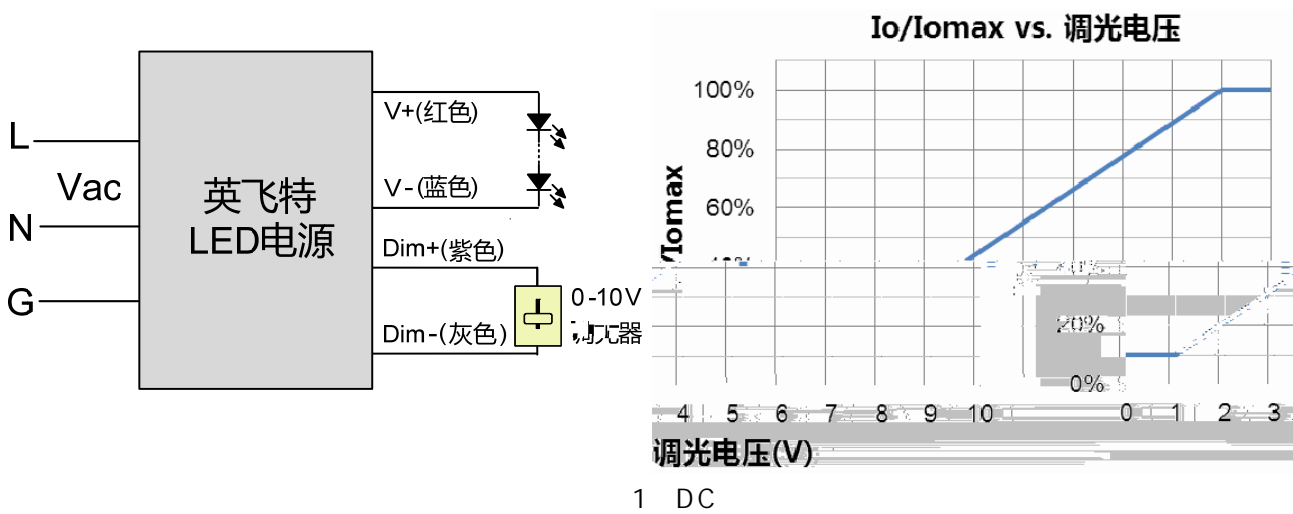


80± 10V					
85± 10V					
		330 Vac	340 Vac	350 Vac	
		300 Vac	320 Vac	340 Vac	
		-	-	380 Vac	

●



● 0-10V



1. 0-10V
2. Dim-            V-    V+
3.                    Dim+

PROJ:

# INVENTRONICS

EUC-060SxxxDTM000x

Rev. A

60W IP66

2017-03-06	A		/	/